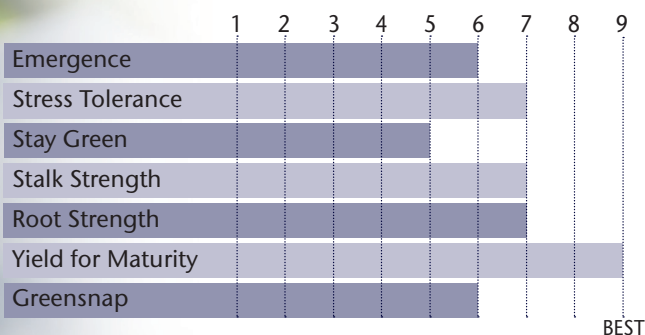


Consistent Ear Development Plus Deep Kernels Equals Big Yields



- Elite yield performance at high plant populations
- Broad adaptability across soil types and yield environments
- Excellent yield response to fungicide application
- Dependable late season standability despite below average staygreen
- Also available as TP 71-12 DG2P

AGRONOMIC CHARACTERISTICS

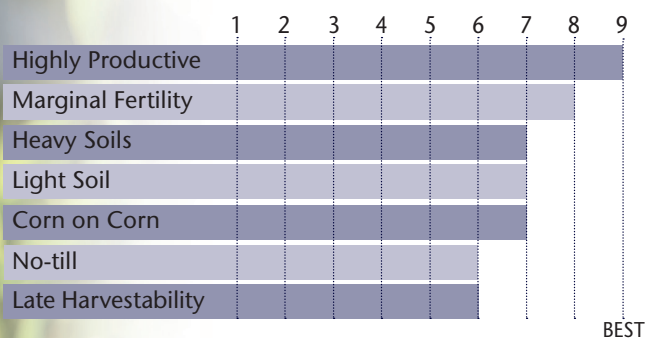


GDU to Flowering	1300
GDU to Blacklayer	2780
Refuge Requirement	None
Herbicide Tolerance	None

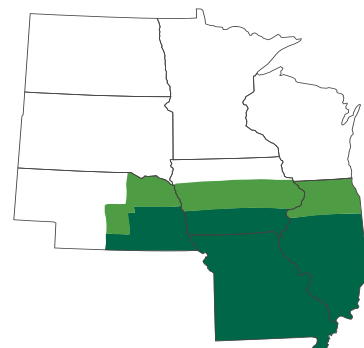
PLANT & EAR CHARACTERISTICS

Plant Height	MT
Ear Height	M
Ear Type	Semi-Determinate
Population	MH-H
Test Weight	M

HYBRID POSITIONING & ADAPTABILITY



AREA OF ADAPTATION



DISEASE TOLERANCE RATINGS

