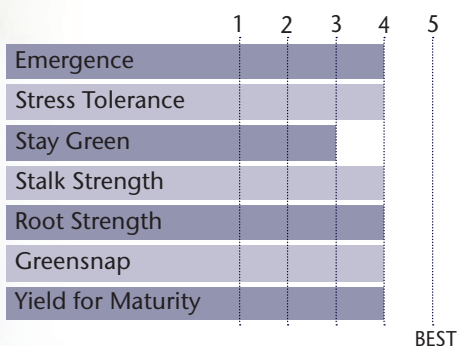




Solid Companion With High Yield Potential

- Widely adapted across various environments
- Very good early season emergence and vigor
- Excellent stress tolerance
- Great dual purpose hybrid for silage and grain
- Responds well to wide range of populations and fungicide application
- Also available as 86-91

AGRONOMIC CHARACTERISTICS




GDU to Flowering	1240
GDU to Black Layer	2310
Refuge Requirement	5% RIB
Herbicide Tolerance	RR

PLANT & EAR CHARACTERISTICS

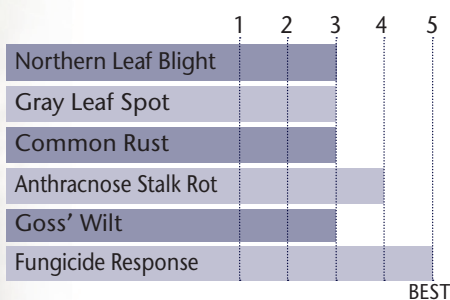
Leaf Angle	Semi-Erect
Plant Height	Medium Tall
Ear Height	Medium High
Ear Type	Semi-Flex
Population	Medium - High
Test Weight	3

Test Weight Rating Scale (1-5)
A higher score indicates a heavier test weight

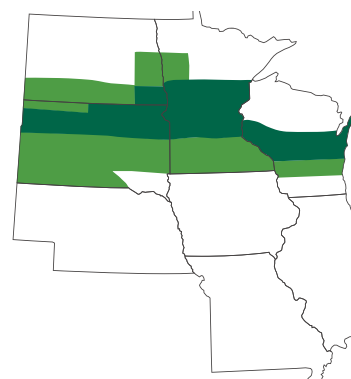
HYBRID POSITIONING & ADAPTABILITY



DISEASE TOLERANCE RATINGS



AREA OF ADAPTATION



5 = Excellent 4 = Very Good 3 = Average 2 = Below Average 1 = Poor
*All ratings presented are from past performance and do not ensure future results