


Consistent Ear Development Plus Deep Kernels Equals Big Yields



- Elite yield performance at high plant populations
- Widely adaptable across regions
- Excellent yield response to fungicide applications
- Also available as TP 71-12 DG2P

AGRONOMIC CHARACTERISTICS




GDU to Flowering	1300
GDU to Black Layer	2780
Refuge Requirement	None
Herbicide Tolerance	None

PLANT & EAR CHARACTERISTICS

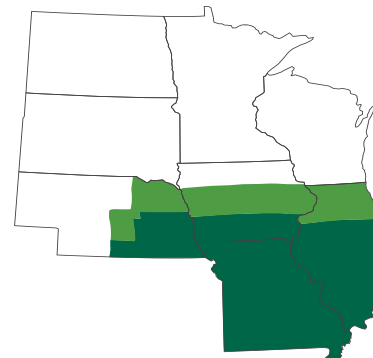
Leaf Angle	Erect
Plant Height	Medium
Ear Height	Medium
Ear Type	Semi-Determinate
Population	Medium High - High
Test Weight	3

Test Weight Rating Scale (1-5)
A higher score indicates a heavier test weight


HYBRID POSITIONING & ADAPTABILITY



AREA OF ADAPTATION



DISEASE TOLERANCE RATINGS



5 = Excellent 4 = Very Good 3 = Average 2 = Below Average 1 = Poor
*All ratings presented are from past performance and do not ensure future results