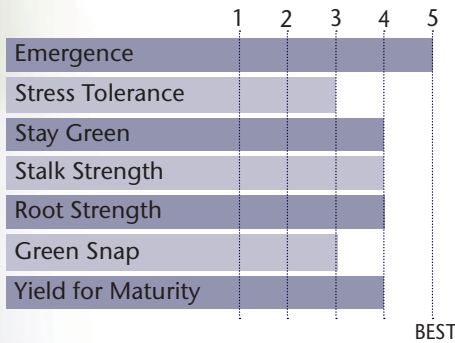


CONSISTENT YIELD PERFORMANCE WITH IMPRESSIVE AGRONOMICS




- Very good performance across all soil types
- Very good root & stalk strength
- Semi-flex ear type that can handle different environments & populations

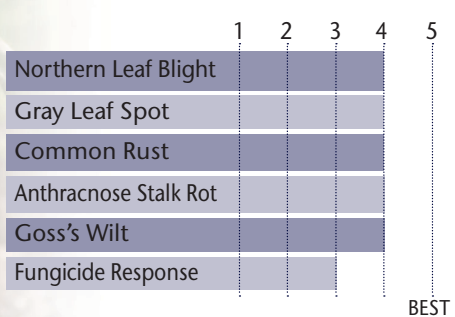
AGRONOMIC CHARACTERISTICS



HYBRID POSITIONING & ADAPTABILITY



DISEASE TOLERANCE RATINGS



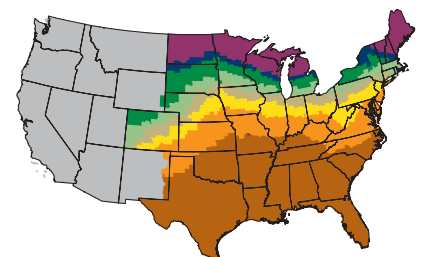
GDU to Flowering	1240
GDU to Black Layer	2430
Refuge Requirement	5% RIB
Herbicide Tolerance	RR/LL

PLANT & EAR CHARACTERISTICS

Leaf Angle	Semi-Erect
Plant Height	Medium
Ear Height	Medium
Ear Type	Semi-Flex
Population	Medium High - High
Test Weight	4

Test Weight Rating Scale (1-5)
A higher score indicates a heavier test weight

MATURITY ZONE MAP



- Zone 1 – 85 and earlier
- Zone 2 – 90
- Zone 3 – 95
- Zone 4 – 100
- Zone 5 – 105
- Zone 6 – 110
- Zone 7 – 115
- Zone 8 – 120 and later

5 = Excellent 4 = Very Good 3 = Average 2 = Below Average 1 = Poor
*All ratings presented are from past performance and do not ensure future results